


# AFF



Fan 145°

## Fire Protection - Water Wall

### DESIGN FEATURES

- One-piece construction
- Clog-resistant
- Durable
- Male connection

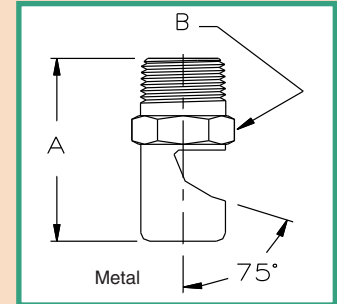
All 1/2" AFF NPT nozzles require a main line strainer designed to entrap material 1/8" and larger.

### SPRAY CHARACTERISTICS

- Extra-wide flat fan spray angle
- Medium-impact spray
- Spray discharge deflected 75° from inlet axis
- Coarse atomization

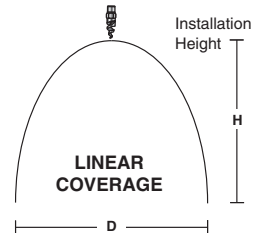
Spray pattern: Flat Fan

Flow rates: 6.72 - 69.7 gpm



### AFF Flow Rates and Dimensions

Connection	Nozzle Number	K Factor	Pressure (psi)	Flow Rate (gpm)	Orifice (in)	Free Passage (in)	Dimensions (in)		Weight (oz)
							A	B	
1/2 "	1.18-145	1.18	50	8.34	0.209	0.209	2.00	0.88	4.13
			150	14.5					
	1.66-145	1.66	50	11.7	0.250	0.250			
			150	20.3					
	2.53-145	2.53	50	17.9	0.312	0.312			
			150	31.0					
3/4"	3.35-145	3.35	50	23.7	0.348	0.348	2.63	1.38	12.17
			150	41.0					
	4.43-145	4.43	50	31.3	0.406	0.406			
			150	54.3					
	5.69-145	5.69	50	40.2	0.453	0.453			
			150	69.7					



### AFF Spray Coverage Nozzle Spray Directed Vertically Down

Connection (Male Pipe Size)	Installation Height - H (ft)			1	2	3	4	5	6	7	8	9	10
	Nozzle Number	Pressure (PSI)	Measured Angle	Linear Coverage - D (ft) @ Installation Height - H (ft)									
1/2 "	1.18-145	50	144°	6.2	10.8	14.9	17.3	19.5	21.0	22.1	22.8	23.3	23.7
		150	148°	6.8	11.7	14.6	17.3	19.3	20.7	21.7	22.5	22.9	23.3
	1.66-145	50	140°	6.1	9.7	13.4	16.8	18.8	20.6	21.6	22.6	23.3	23.8
		150	141°	6.5	10.4	14.3	17.4	19.6	21.7	23.2	24.2	24.9	25.4
	2.53-145	50	140°	6.1	9.7	13.4	16.8	18.8	20.6	21.6	22.6	23.3	23.8
		150	139°	4.7	7.3	9.6	12.5	14.9	16.9	18.9	20.5	21.7	22.6
3/4"	3.35-145	50	139°	4.5	8.2	11.1	14.1	15.9	18.1	19.3	20.5	21.2	21.7
		150	128°	5.0	7.8	11.2	14.8	16.8	18.9	20.5	21.9	22.8	23.5
	4.43-145	50	134°	4.6	9.5	12.3	15.3	17.5	19.2	20.7	21.8	22.4	23.0
		150	135°	5.2	9.4	12.7	16.0	18.5	20.6	22.1	23.1	23.7	24.2
	5.69-145	50	136°	6.0	9.6	13.2	15.4	18.1	19.7	21.1	22.0	22.7	23.3
		150	135°	5.2	9.4	12.7	16.0	18.5	20.6	22.1	23.1	23.7	24.2

Standard Materials: Brass and 316 Stainless Steel.

$$\text{Flow Rate (GPM)} = K (\text{PSI})^{0.50}$$

SPECIAL PURPOSE

TO ORDER: specify pipe size, connection type, nozzle number, and material.