

# STXP


## Largest Free Passage

### DESIGN FEATURES


- Abrasion resistant
- Cobalt Alloy 6 or RBSC ceramic parts in high-wear areas
- High energy efficiency
- Largest free passage in spiral design
- Extra heavy, rugged construction
- Male and female connections
- Flanged and special connections available as required

### SPRAY CHARACTERISTICS

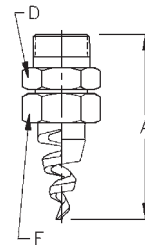
- Fine atomization
- Spray pattern:** Full Cone (Hollow Cone available by special order)
- Spray angles:** 90° and 120° standard
- Flow rates:** 2.12 to 3320 gpm (Higher flow rates available)



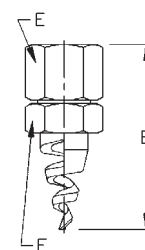
Full Cone 90° (XPN)



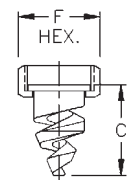
Full Cone 120° (XP)



3-piece Male



3-piece Female



2-piece Female

**Silicon carbide requests require review prior to quote/order acceptance. Please contact BETE for information.**

**Dimensions are approximate. Check with BETE for critical dimension applications.**

### STXP Flow Rates & Dimensions

Full Cone, 90° (XPN) and 120° (XP) Spray Angles, 3/8" to 4" Pipe Sizes

3-piece Male or Female Pipe Size	** 2-piece Female Pipe Size	Nozzle Number	K Factor	GALLONS PER MINUTE @ PSI													Approx. (in.) Orifice & Free Pass. Dia.	Approximate Dimensions (in.)						Wt. (lbs.) Metal	
				5 PSI	10 PSI	15 PSI	20 PSI	30 PSI	40 PSI	50 PSI	60 PSI	80 PSI	100 PSI	200 PSI	400 PSI	A		B	C	D	E	F	Male	Fem.	
3/8		ST12	0.949	2.12	3.00	3.67	4.24	5.20	6.00	6.71	7.35	8.49	9.49	13.4	19.0	0.19	3.94	3.38	2.13	1.38	1.38	1.50	0.5	0.5	
		ST14	1.28	2.86	4.05	4.96	5.73	7.01	8.10	9.06	9.92	11.5	12.8	18.1	25.6	0.22	3.94	3.38	2.11	1.38	1.38	1.50			
		ST16	1.68	3.75	5.30	6.49	7.50	9.18	10.6	11.9	13.0	15.0	16.8	23.7	33.5	0.25	3.94	3.38	2.12	1.38	1.38	1.50			
		ST20	2.61	5.83	8.25	10.1	11.7	14.3	16.5	18.4	20.2	23.3	26.1	36.9	52.2	0.31	3.94	3.38	2.12	1.38	1.38	1.50			
3/4		ST24	3.81	8.52	12.1	14.8	17.0	20.9	24.1	26.9	29.5	34.1	38.1	53.9	76.2	0.38	4.56	3.81	2.68	1.19	1.19	1.75	1.1	1.1	
		ST28	5.22	11.7	16.5	20.2	23.3	28.6	33.0	36.9	40.4	46.7	52.2	73.8	104	0.44	4.56	3.81	2.68	1.19	1.19	1.75	1.1	1.1	
		ST32	6.64	14.8	21.0	25.7	29.7	36.4	42.0	47.0	51.4	59.4	66.4	93.9	133	0.50	6.00	5.12	4.22	1.50	1.50	2.19	2.0	2.0	
1		ST40	10.6	23.7	33.5	41.0	47.4	58.0	67.0	74.9	82.1	94.8	106	150	212	0.63	6.31	5.30	4.05	1.88	1.88	2.75	3.0	2.6	
		ST48	15.0	33.6	47.5	58.2	67.2	82.3	95.0	106	116	134	150	212	300	0.75	7.44	6.44	5.56	1.88	1.88	2.75	3.0	2.6	
1 1/2	2 1/2	ST56	20.4	45.6	64.5	79.0	91.2	112	129	144	158	182	204	288	408	0.88	8.56	7.25	5.50	3.00	3.00	3.50	6.0	3.4	
		ST64	26.7	59.8	84.5	103	120	146	169	189	207	239	267	378	534	1.00	8.56	7.25	5.71	3.00	3.00	3.50			
		ST72	30.4	67.9	96.0	118	136	166	192	215	235	272	304	429	607	1.13	8.81	7.63	5.73	3.00	3.00	3.50			
2	3	ST88	44.3	99.0	140	171	198	242	280	313	343	396	443	626	885	1.38	11.8	8.00	8.38	3.63	3.63	4.00	8.0	4.0	
		ST96	55.9	125	177	216	250	306	354	395	433	500	560	791	1120	1.50	11.4	10.2	8.60	3.63	3.63	4.00			
3	3	ST112	81.0	181	256	314	362	443	512	572	627	724	810	1150	1620	1.75 <sup>1</sup>	11.9	11.8	8.56	3.63	4.00	4.00	10	5.9	
		ST128	107	239	339	414	480	588	679	759	829	960	1070	1510	2150	2.00 <sup>1</sup>	12.6	11.8	8.56	3.63	4.00	4.00			
4	4	ST160	166	371	525	643	742	909	1050	1170	1290	1480	1660	2350	3320	2.50 <sup>1</sup>	13.0	13.0	10.0	5.00	5.00	5.00	12	10	

Flow Rate (GPM) =  $K \sqrt{PSI}$  <sup>1</sup>Free Passage is 1.5" <sup>\*\*</sup>Parallel threads only

**Standard Materials: Base and Caps - 316 Stainless Steel; Tip - Cobalt Alloy 6 or RBSC Ceramic. (RBSC not available on nozzle numbers STXP12 thru STXP32).**

Spray angle performance varies with pressure. Contact BETE for specific data on critical applications.

TO ORDER: specify pipe size, connection type, nozzle number, spray angle, and material.